

March 31, 2004

Mr. Mark Oakey
Contracting Officer
FCC
445 12th St., SW
Washington, DC 20554

Mr. Oakey:

As Director of NeuStar Number Pooling Services, I am pleased to submit the 2003 Annual Report pursuant to CDRL 4.6.1. This report coincides with the distribution of the NANPA Annual Report. As directed by Section 2.18.1 of the *Thousands-Block Pooling Contractor Technical Requirements*, this report contains:


- The highlights and significant milestones we reached during the previous year;
- An identification of existing and potential pooling areas;
- An aggregated total by pool of service providers participating in the pooled area;
- Forecast results, as well as a review of forecasts vs. actual block activation in the past year;
- System and performance metrics;
- The status of required transferable property;
- Industry issue identification and feedback from service providers;
- Volume of reports produced, aggregated by regulatory agency, NANC, NANPA, and service providers; and
- Additional informational offerings.

The NeuStar Pooling Administration team seamlessly reorganized in 2003 with no impact on our exceptional customer service and quality performance. Our team successfully completed the implementation of Phase I [the first of two phases] of a host of change orders approved for the Pooling Administration System (PAS); established a positive and effective liaison with the Number Oversight Working Group (NOWG); and finished the rate center re-characterization required by the 4th Numbering Resource Optimization (NRO) Order by the effective date of the Order.

The NeuStar pooling team continues to work cooperatively and effectively with industry groups and regulatory staff, and performs the requirements of our contract with accuracy and efficiency.

On behalf of the entire team, I look forward to working with you throughout the term of this contract. Should you have any questions about this document, please do not hesitate to contact me.

Sincerely,



Amy L. Putnam
Director, Number Pooling Services
NeuStar, Inc.

1. Executive Summary

NeuStar, Inc. presents the 2003 National Thousands-Block Pooling Administration Annual Report, which highlights its achievements as the National Pooling Administrator (National PA) over the 2003 calendar year, and is being submitted pursuant to the NPA Contract Data Requirements List (CDRL) 4.6.1. This report coincides with the completion of the 2003 North American Numbering Plan Administration (NANPA) Annual Report, which is being submitted to the Commission under separate cover.

The bulleted list below is a synopsis of NeuStar's major pooling accomplishments during the 2003 reporting period. Section numbers corresponding to each highlight have been italicized and listed parenthetically; they point to more detailed descriptions within this report.

- **Thousands-block pooling.** In 2003, NeuStar (as National PA) successfully conducted 36 implementation meetings for thousands-block pooling in over 49 area codes (NPAs) in 26 states in the time prescribed by the national rollout schedule approved by the FCC Contracting Officer. NeuStar currently manages pools in 271 NPAs and 13,281 rate centers. These totals include rate areas considered "optional" or "voluntary" (those located outside the top 100 Metropolitan Statistical Areas, or MSAs). (*Section 2.3*)
- **Databases.** As National PA, we created and updated databases relating to numbering resources, manual applications, non-geographic rate centers, and MSAs (*Section 9.0*)
- We developed a **Tip of the Month** message (*Section 2.2.3*)
- **Unassigned Number Porting trial.** NeuStar administered a modified Unassigned Number Porting trial in Connecticut. (*Section 2.12*)
- **Pooling Administration System (PAS).** In 2003 we issued 43,473 Part 3s (37,071 approvals, 3,654 denials, 2,748 suspensions), and assigned 19,004 thousands blocks. We processed more than 99.9% of applications in less than seven (7) days during 2003. To assure timeliness, we implemented a new daily internal notification process of approaching assignment deadlines in September 2003. Upon receipt of FCC approval of several Change Orders, we scheduled and implemented Phase I of the relevant updates to the Pooling Administration System (PAS) resulting from those Change Orders. (*Section 2*)
- **Comprehensive and timely reporting.** As National PA, we produced over 150 reports for the FCC, state regulatory agencies, North American Numbering Council (NANC), NANPA, and service providers during the reporting period. (*Section 9*)
- **Industry support.** We assisted the wireless industry with meeting the November 24, 2003 deadline for porting by providing up-to-date top 100 MSA data, and answering a variety of questions relating to the porting and pooling processes.

Further, in accordance with the requirements set forth in Section 2.18.1 of the Thousands-Block Pooling Contactor Technical Requirements, this report also contains the following, *inter alia*:

- Highlights and significant milestones attained during the reporting period;

- Identification of existing and potential pooling areas;
- Aggregated total (by pool) of the service providers participating in the pooled area;
- Forecast results and a review of forecasts versus actual block activations in the past;
- System and performance metrics;
- Status of required transferable property;
- Industry issue identification/feedback;
- Volume of reports produced; and
- Additional informational offerings.

2. Highlights/significant milestones reached during 2003

During 2003, the National PA:

- Successfully conducted 36 implementation meetings for thousands-block pooling in over 49 area codes, according to the national rollout schedule approved by the FCC Contracting Officer;
- Created and updated databases relating to numbering resources, manual applications, non-geographic rate centers, and MSAs;
- Developed a “Tip of the Month” message;
- Issued 43,473 Part 3s (37,071 approvals, 3,654 denials, 2,748 suspensions);
- Assigned 19,004 thousands blocks;
- Processed more than 99.9% of applications in less than seven (7) days;
- Implemented a new daily internal notification process of approaching assignment deadlines in September 2003;
- Scheduled and implemented Phase I of the relevant updates to the Pooling Administration System (PAS) resulting from several Change Orders approved by the FCC in 2003;
- Administered a modified Unassigned Number Porting (UNP) trial in Connecticut;
- Produced over 150 reports for the FCC, state regulatory agencies, North American Numbering Council (NANC), NANPA, and service providers during the reporting period;
- Implemented a seamless reorganization of the pooling team;
- Assisted the wireless industry with meeting the November 24, 2003 deadline for porting by providing up-to-date top 100 MSA data, and answering a variety of questions relating to the porting and pooling processes.

The following sections highlight these and other accomplishments in greater detail.

2.1 Pooling organization

2.1.1 Reorganization

Effective April 29, 2003, the NeuStar Pooling Administration team was reorganized with FCC approval. **Amy Putnam** assumed the responsibilities of Director from Barry Bishop, who moved to another position within NeuStar. In addition to her duties as Director, Ms. Putnam also retains the responsibility for the legal functions of the pooling team.

The senior management team was restructured to more effectively utilize the talents and expertise within the group. **Shannon Collins**, formerly the Regional Director, Pooling

Administration Services Center, assumed the title of Regional Director, External Relations, and that job description was modified. Ms. Collins works primarily with service providers and industry working groups in this position, and assumes responsibility under Ms. Putnam for interaction with the NeuStar internal finance organization, the NANPA, and Numbering Resource Optimization Working Group (NOWG). Ms. Collins now supervises **Linda Hymans**, Manager, Regulatory/Compliance.

Bruce Armstrong and Mary Ensminger exchanged positions, and neither job description, as presented in NeuStar's original response to the contract, was modified. As Senior Data Analyst, Mr. Armstrong uses his extensive mathematical and computer proficiency, developing computer models and analyzing data. As Regional Director, Pooling Implementation, Ms. Ensminger uses her broad management experience to manage the three regional Pooling Implementation Managers (PIMs) and their day-to-day responsibilities. Both continue to report directly to the Director.

Florence Weber, who served as Industry Interface Representative, was promoted to the position of Regional Director, Pooling Administration Services Center. Ms. Weber uses her exceptional organizational and interpersonal skills in operating the core of the pooling group.

Dara Sodano was promoted from Pooling Administrator to Industry Interface Representative, replacing Ms. Weber. Ms. Sodano has proven to be a very fast learner and an outstanding representative for National PA at industry meetings.

Ms. Julie Kline was promoted from her position as Customer Service Representative to Pooling Administrator filling the position vacated by Ms. Sodano. Promoting Alishia White from her position as Administrative Assistant filled the Customer Service Representative position vacated by Ms. Kline. And finally, the Administrative Assistant position was filled by new hire Ms. **LaTretha Stroughter**.

This reorganization was seamless to our customers and the National PA continues to maintain the high level at which it provides its services under the contract. A key reason for the success of our reorganization is that the familiarity and working relationships that have been cultivated between the FCC and National PA personnel since the inception of the contract were maintained.

2.1.2 Personnel

Ms. Putnam, Director, oversees and manages all aspects of the Pooling Administration contract including the legal functions and day-to-day operations of the groups that comprise the National PA organization as indicated below:

Pooling Administration Services—Concord, CA

The Pooling Administration Services Group is responsible for performing the core functions of pooling administration, help desk, quality assurance, and industry interface. Regional Director Florence Weber manages the operation of the group.

Pooling Administrators process the incoming Part 1A and Part 1B forms, assign blocks, apply for NXX codes through the NANPA Code Administration group to populate and replenish pools, and reclaim blocks in accordance with FCC requirements, state commission orders and INC thousands-block pooling guidelines. Gary Zahn and Kevin Gatchell are the Senior Pooling Administrators, and they each supervise two Pooling Administrators, in addition to handling states that have heavy processing demands.

The pooling administrators and states that they handle are:

Kevin Gatchell	Gary Zahn	Dora Wirth	Tara Farquhar	Julie Kline	Andrea Velilla
CA	FL	AL	AZ	DC	HI
IL	MD	MA	CO	PR	AK
ME	NY	NH	IA	DE	AR
	PA	RI	ID	GA	KS
		TN	IN	MS	KY
		VA	LA	TX	MN
		CT	MI	NJ	MO
			NE	SC	OK
			NM	VT	WI
			NV	WV	SD
			OH		ND
			OR		WY
			UT		MT
			WA		NC

Customer Service Representative Alishia White answers calls that come into the Help Desk for assistance. Throughout the report period, Ms. White responded to both internal and external requests for technical support, confirmed the cause of reported problems, and identified and resolved technical problems. Ms. White monitored trouble tickets to ensure timely resolution of issues, and escalated them in a timely manner. Ms. White troubleshoot problems over the phone and at the desktop, and maintained the trouble ticket logs. She also answered questions regarding use of forms, assisted users with locating documentation, and handled the creation, deletion, and maintenance of user accounts and passwords.

Quality Assurance Manager Joseph Rano evaluates our conformance to standards mandated by the FCC, and ensures compliance with industry guidelines and any relevant state regulatory directives. Throughout the report period, Mr. Rano performed operational and business audit reviews, evaluated results, and made recommendations for the improvement of internal operational and management control systems and performance. Mr. Rano ensured compliance with our self-imposed internal performance measurements and performed internal audits on a percentage of all blocks processed. He sent out surveys to our customers, the service providers and regulators, soliciting their comments about our performance and services, and, as appropriate, incorporated their suggestions for improvement into the process. Additionally, he performed internal testing on systems that were affected by Change Orders, to assure that the modifications functioned as designed.

Industry Interface Representative Dara Sodano represents the National PA at industry work group meetings such as the Industry Numbering Committee (INC) and the Committee Interest Group on Rating and Routing (CIGRR). Throughout the report

period, she prepared National PA contributions for submission to industry work groups, advised the pooling group about the results of any discussions, and followed up on any action items. Ms. Sodano also educated staff on changes to guidelines. This function is critical to the group's effective communication with service providers, state regulators, the NANC, and the FCC about how changes in guidelines affect pooling operations.

Administrative Assistant LaTretha Stroughter provides direct support for the Pooling Administration Service Center (PASC). Throughout the report period, Ms. Stroughter prepared letters, memoranda, schedules, agendas, and labels, and handled telephone inquiries in a timely manner. Ms. Stroughter also maintained filing systems. She routinely handled office duties such as answering phones, mail distribution, copying, and faxing. Ms. Stroughter served as backup for the Customer Service Representative and answered inquiries in a timely manner. She supported other PASC personnel as necessary and maintained time reporting for all PASC personnel.

Technical Operations Group—Concord, CA and Sterling, VA

The Technical Operations Group, consisting of **Manager of Technical Operations** Wayne Louie, **Database Administrator** Brandon Baldwin, and **Network Engineer** Jeremiah Jenkins are responsible for the day-to-day operation of the system and equipment. This group is the vanguard for support, security, and maintenance of the pooling administration systems. The Technical Operations Group is divided between the Pooling Administration Services Center in Concord, CA and the main system site located in Sterling, VA, allowing members to rapidly address any technical concerns, thereby reducing any possibility of a system outage. The goal of the group is to continue to provide quality assurance support. Throughout the report period, the National PA consistently met and/or exceeded its service level agreements with both internal and external customers.

Some of the milestones achieved by the Technical Operations Group include:

- Keeping the PAS up and running for over 99.99% of the year, such that downtime was well below that permitted by the contract
- Implementation and ongoing support for the PAS FTP-Service Provider Interconnection Certification process;
- Complete, comprehensive training of all Pooling Operation and Technical team members as required by our Security Plan CDRL;
- Assist with resolution of customer issues, both internal and external.

Throughout the report period, Mr. Louie managed the technical operations group, supported pooling services applications, and monitored, tested, and troubleshoot hardware and software problems. He is also responsible for web and system design and maintenance, as well as implementing the Concord office and system-related security and disaster recovery procedures.

Throughout the report period, Mr. Baldwin developed and implemented policies and procedures for ensuring the security and integrity of the National PA database.

Mr. Jenkins maintained all network hardware, in addition to maintaining and installing network software, user accounts and passwords, LAN/WAN additions and changes, and maintenance of the network.

Pooling Implementation Group — virtual offices

The Pooling Implementation Management Group is responsible for managing the implementation of the national pooling rollout schedule established by FCC orders. This includes:

- Developing detailed rollout schedules;
- Preparing and facilitating all pooling implementation meetings for each NPA;
- Publishing the industry-determined pooling implementation timeline for each NPA;
- Establishing all pools in PAS;
- Developing, maintaining and auditing all rate center files on the pooling website;
- Attending and providing pooling updates at all NANPA relief planning and jeopardy meetings;
- Representing Pooling as the subject matter expert in matters involving implementation and pool establishment for industry and regulatory customers;
- Reviewing quarterly reports for the FCC; and
- Preparing semi-annual pooling NRUF reports for the FCC and NANPA.

Regional Director

- Mary Ensminger – Rockville, MD

Regional Implementation Managers and the states they are responsible for:

- Sandra Boclair, Eastern Region – Mechanicsville, VA
 - CT, DE, DC, FL, GA, ME, MD, MA, NH, NJ, NY, NC, PA, PR, RI, SC, VT, VA, WV
- Tim Booth, Central Region – Simi Valley, CA
 - AL, AR, IA, IL, IN, KY, LA, MI, MN, MS, MO, OH, TN, WI
- Cecilia Louie, Western Region – Colorado Springs, CO
 - AK, AZ, CA, CO, HI, ID, KS, MT, NE, NV, NM, ND, OK, OR, SD, TX, UT, WA, WY

External Relations and Regulatory/Compliance Group — virtual offices

The External Relations and Regulatory/Compliance Group is responsible for addressing all activities identified by the FCC relating to regulatory, compliance, media, and public relations issues. In addition to reviewing and responding to federal and state orders, regulations, and policies, they ensure compliance with industry guidelines and the mandates of the contract. Throughout the report period, the Regional Director, Ms.

Shannon Collins worked diligently with the industry on pooling issues and acts as liaison with the Numbering Resource Optimization Working Group (NOWG).

Similarly, the Manager, Regulatory/Compliance, Ms. Linda Hymans, informed the state regulatory personnel regarding issues pertaining to pooling, such as changes resulting from the FCC 4th Numbering Resource Optimization (4th NRO) order, conducted informational conference calls with state regulators as well as a PAS refresher session, and facilitated training for states with no prior pooling experience. Ms. Hymans continues to build on her strong relationship with state regulators to facilitate their understanding of the pooling process.

Accomplishments in 2003 include:

- Facilitated three (3) regulatory conference calls regarding number pooling issues;
- Conducted training for seven (7) state commission's Commissioners and regulatory staff;
- Participated as necessary in First Implementation Meetings where unusual regulatory issues were recognized;
- Responded on an ad hoc basis to frequent calls from state regulators regarding pooling issues; and
- Attended National Association of Regulatory Utility Commissioners (NARUC) meetings and prepared reports for all meetings of the North American Numbering Council (NANC).

Regional Director

- Shannon Collins – Spokane, WA

Manager, Regulatory/Compliance

- Linda Hymans – Lakeway, TX

Senior Data Analyst – virtual office

Mr. Bruce Armstrong – Longmont, CO

Since April 2003, Mr. Armstrong has managed the development and distribution of all periodic and ad hoc reports provided to the FCC, state regulatory agencies, and service providers. He is also responsible for the ongoing quality management of published and website reports. Mr. Armstrong provides extensive necessary internal data development and support for the daily management of pooling to assure our high level of service to our customers. Prior to April 2003, Mr. Armstrong served as the Regional Director of Implementation.

2.1.3 Staffing Report and Organization Chart

The Staffing Report (below) and the organization chart (following the report) detail the NeuStar National Pooling Administration Service Organization.

December 2003 Staffing Report

Labor category	Number required	Name	Date hired/promoted/changed*
Director, Number Pooling Services	1	Amy Putnam	4/29/2003
PA Administration and Maintenance Team:			
Regional Director, Pooling Administration Services Center	1	Florence Weber	4/29/2003
Administrative Assistant	1	LaTretha Stroughter	7/7/2003
Customer Service Representative	1	Alishia White	5/4/2003
Senior Pooling Administrator	2	Gary Zahn	11/15/2001
Senior Pooling Administrator	----	Kevin Gatchell	6/15/2002
Pooling Administrator	5	Julie Kline	5/4/2003
Pooling Administrator	----	Dora Wirth	11/15/2001
Pooling Administrator	----	Tara Farquhar	3/15/2002
Pooling Administrator	----	Andrea Velilla	8/19/2002
Pooling Administrator	----	(Vacant) **	----
Manager of Quality Assurance	1	Joseph Rano	3/15/2002
Industry Interface Representative	1	Dara Sodano	4/29/2003
Manager, Technical Operations	1	Wayne Louie	6/15/2001
Network Engineer	1	Jeremiah Jenkins	12/2/2002
Database Administrator	1	Brandon Baldwin	7/30/2001
Regional Director, Pooling Implementation	1	Mary Ensminger	4/29/2003
Regional Pooling Implementation Manager	3	Cecilia Louie	1/7/2002
Regional Pooling Implementation Manager	----	Sandra Bocclair	1/14/2002
Regional Pooling Implementation Manager	----	Tim Booth	1/14/2002
Regional Director, External Relations	1	Shannon Collins	4/29/2003
Regulatory/Compliance Manager	1	Linda Hymans	6/15/2001
Senior Data Analyst	1	Bruce Armstrong	4/29/2003
Additional employees temporarily working part time on PAS modifications occasioned by Change Orders recently approved by the FCC:			
Program Manager, PAS	1	Rudy Amparano	6/15/2001

Labor category	Number required	Name	Date hired/promoted/changed*
Systems Engineer	1	Samir Bham	9/1/2003 (date of hire with NeuStar 1/1/01)
		Total number of employees	22
		Shortage	0
		Overage	0
		Yearly Turnover***	9.12 % (Barry Bishop 4/29/03) (Demetrious Mouratis 10/15/02)

* Date employee was brought into the National Pooling organization or date of change or promotion

** New hire in 2004

*** For year 2 of the contract

NeuStar National Pooling Administration Services Organization





2.2 Pooling Administration System (PAS)

2.2.1 PAS Activity Overview

There were 43,473 Part 3s issued by the Pooling Administration (37,071 Approvals, 3,654 Denials, 2,748 Suspensions) in 2003.

19,004 thousands-blocks were assigned during 2003.

More than 99.9% of applications were processed in less than seven (7) days during 2003. National PA developed and instituted a new daily internal notification process in September 2003. Since that time, and through the remainder of the reporting period, 100% of applications were processed within the seven (7) day processing deadline.

During 2003, the volume of activity managed by the National PA continued to grow steadily. The total number of thousands-blocks assigned nearly *tripled* during 2003. Also, the number of applications processed per month almost *doubled* during the year. Following are a series of graphical analyses that demonstrate this growth.

Figure 1 - This graph provides a compilation of the cumulative number of thousands-blocks assigned by the Pooling Administrator since the first blocks were assigned in June 1998 with state pooling trials in Illinois.

Figure 1 - Cumulative Thousands Blocks Assigned Since Pooling Began

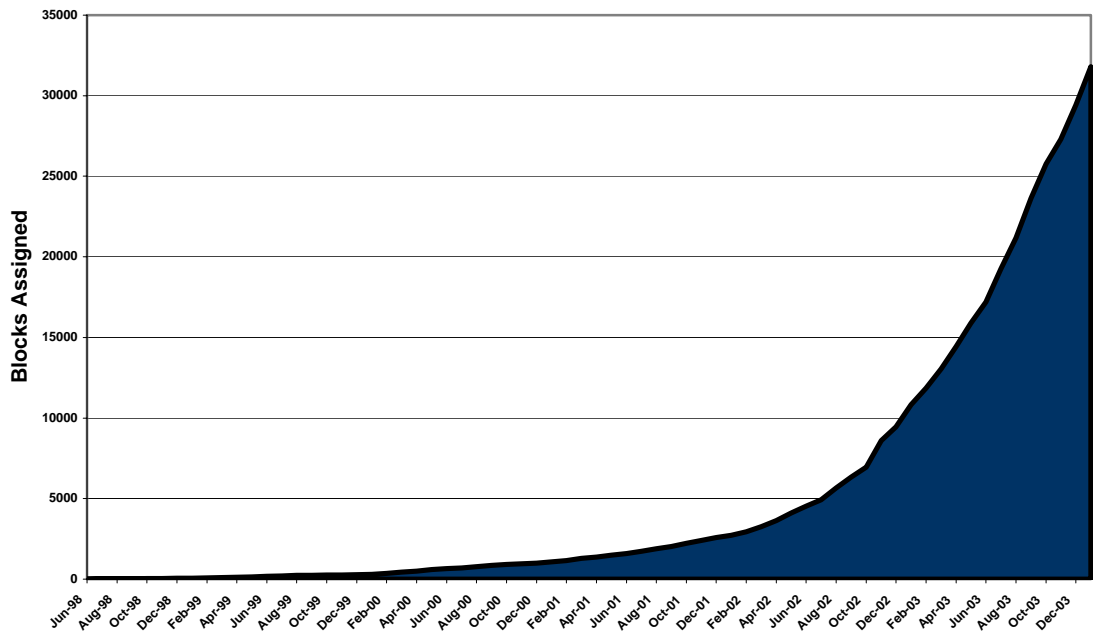
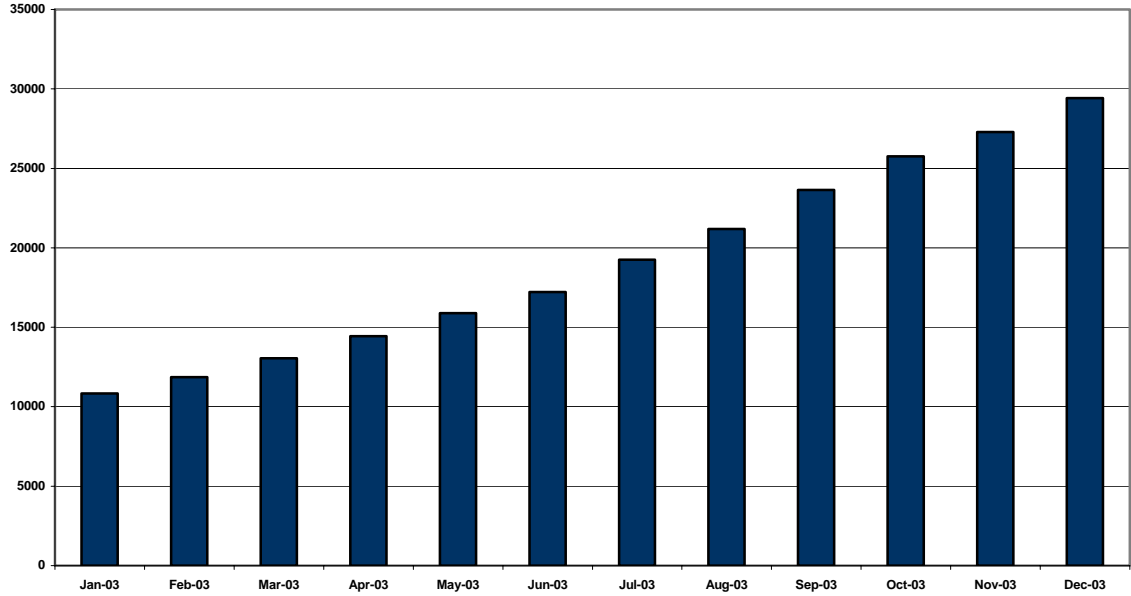


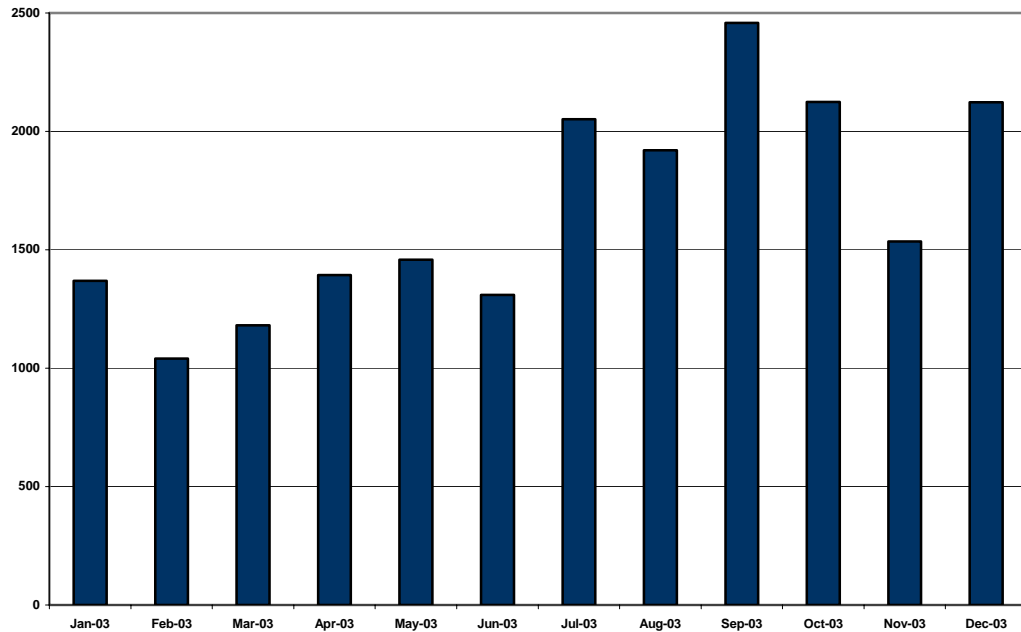
Figure 2 provides the cumulative number of thousands-blocks assigned during 2003.

Figure 2 - Cumulative Block Assignments 2003



In order to demonstrate the actual increases in the monthly volume of assignments, Figure 3 provides the monthly assignments during 2003.

Figure 3 - Monthly Block Assignments - 2003



The total number of applications processed is a measure of the actual work performed by the Pooling Administrator, because not every application results in an immediate assignment of a thousands-block. Although a large majority of applications for numbering resources are processed and approved immediately, some are suspended for future action and some are denied entirely. Figure 4 provides a complete overview of all applications processed in the Pooling Administration System since its inception in March 2002, and Figure 5 shows similar information for 2003 only.

Figure 4
Total Applications Processed in National Pooling Administration System

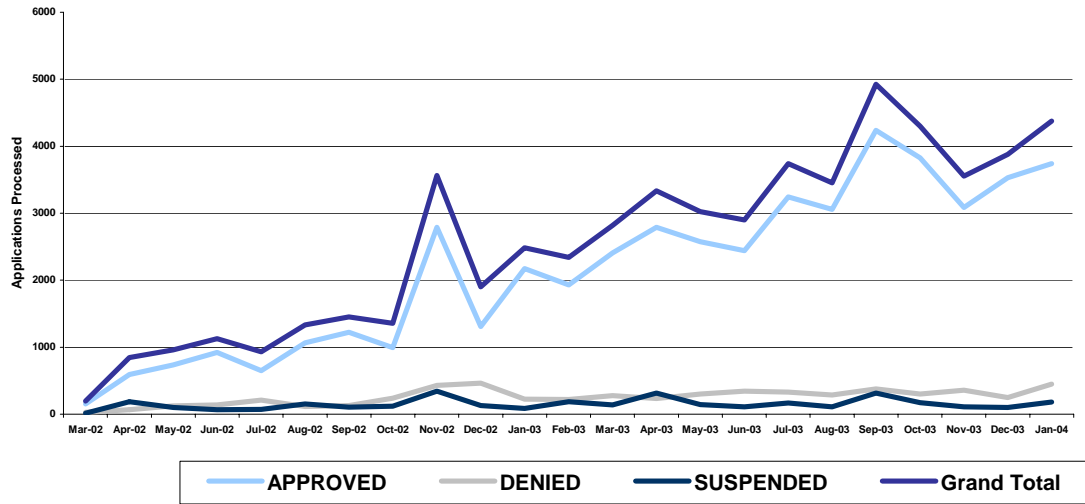
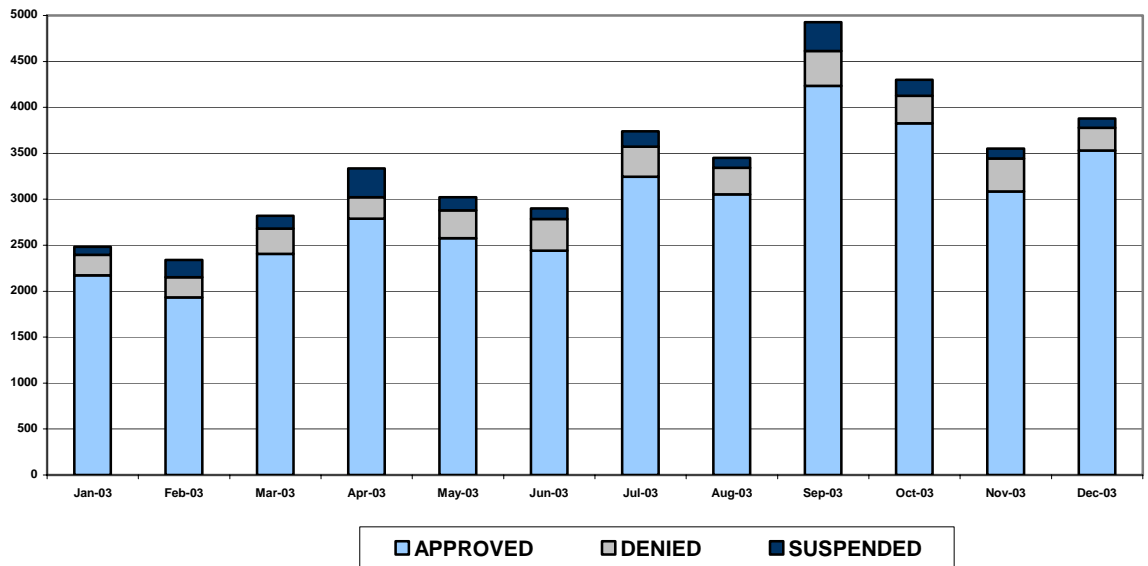


Figure 5 - Pooling Administration System Applications - 2003



2.2.2 Implementation of Change Orders

In September 2003, the FCC approved eight Change Orders [10, 12, 13, 14, 18, 20, 21, and 22]. In cooperation with the FCC and industry, the National PA developed an implementation schedule, dividing delivery of the changes in PAS into two phases.

National PA delivered Phase I of the approved Change Orders in PAS on November 21 as scheduled.

- Change Order # 12 “LNPA Issue #343 - Changes to TBPAG from FCC 01-362” (INC Issue 343)
- Change Order # 14 “LNPA Issue #360 - Modify the Part 3 form in the TBPAG” (INC Issue 360)
- Change Order # 18 “Removal of the AOCN field from the Part 1A Form” (INC Issue 385) (GUI Modification Only)
- Change Order # 21 “Part 1A Report”

Phase II of the schedule is expected to be completed as of February 23, 2004 and the result will be published in the Annual Report for 2004.

2.2.3 Tip of the Month

Beginning July 2, 2003, the National PA initiated the *Tip of the Month* that is sent via email to the PAS distribution list. The *Tip of the Month* provides helpful information for carriers regarding the pooling process and serves as a useful reference on process for regulators. Feedback from the recipients of the *Tip of the Month* has been extraordinarily positive.

The following table describes each *Tip of the Month* from 2003.

Month	Topic
July	For each initial thousands-block application, Service Providers must submit evidence of certification and evidence documenting their readiness to provide service within 60 days of the requested thousands-block effective date.
August	For each thousands-block assigned to a Service Provider, it should be placed in service by the applicable activation deadline (i.e., six months after the original effective date returned on the Part 3 and entered on the BCD/BCR screen in BIRRDs).
September	Reminder to Service Providers of their sequential numbering assignment obligations per the Assignment Industry Numbering Committee (INC) Guidelines for the Administration of Telephone Numbers.
October	For any support issues or questions, contact our Customer Support Desk at 866-NEUPOOL, poolingsupport@neustar.biz or our Online Support Area located on the www.nationalpooling.com website.
November	Outlined the Thousands-Block Transfer Process per section 8.4 of the Thousands-Block Number (NXX-X) Pooling Administration Guidelines and how to transfer a thousands-block within a non-pooled NXX as a result of INC Issue 387.
December	Describes the process that Service Providers will use when either returning or donating a thousands-block to the Pooling Administrator.

2.2.4 Training and Update Meetings

Staff members of the National PA facilitated the following training for regulatory personnel:

- PAS Refresher Training—September 18, 2003, 3-hour conference call attended by 20 state regulatory staff.
- Educational meetings—conducted prior to implementation of the first NPA for state regulatory Commissioners and personnel in seven (7) states where there had been no prior experience with number pooling. Regulatory personnel were consulted to determine whether they preferred that the First Implementation Meeting (FIM) and educational session be in-person or via conference call. Meetings consisted of an NPA status, explanation of how pooling works, pooling implementation and administration processes, website information, safety valve process, reclamation and how to use the regulatory user guide.
 - In-person meetings—Mississippi, Montana, Puerto Rico, Wyoming
 - Conference call meetings—North Dakota, South Dakota, West Virginia
- Two (2) pooling update conference calls were held for state regulatory personnel (April 22 and July 8, 2003) to apprise them of the status of pooling issues.

2.2.5 Summary of monthly thousands block pooling reports

The following is a summary of the 2003 monthly thousand-block pooling reports that shows the total number of applications processed by the National PA.

Report month	Period covered	Approved	Denied	Suspended	Total
February 2003	1/1-1/31, 2003	2307	229	142	2678
March 2003	2/1-2/28, 2003	2035	235	286	2553
April 2003	3/1-3/31, 2003	2594	298	333	3225
May 2003	4/1-4/30, 2003	2985	240	411	3636
June 2003	5/1-5/31, 2003	2754	306	229	3289
July 2003	6/1-6/30, 2003	2567	351	160	3078
August 2003	7/1-7/31, 2003	3473	357	242	4072
September 2003	8/1-8/31, 2003	3247	307	135	3689
October 2003	9/1-9/30, 2003	4412	394	338	5144
November 2003	10/1-10/31, 2003	3934	309	201	4444
December 2003	11/1-11/30, 2003	3170	381	129	3680
January 2004	12/1-12/31, 2003	3593	247	145	3985

2.3 Pooling implementation meetings and schedule

2.3.1 Meetings

On a quarterly basis, a pooling rollout schedule was posted to the National PA website at least one month prior to the beginning of the implementation meetings for that quarter. Each quarterly schedule was developed using the following criteria:

- Implementation dates were distributed as evenly as possible throughout the quarter by region;
- Specific industry provider requests were accommodated as far as possible;
- Multiple NPAs were combined in a single implementation meeting for each state;
- No more than three implementation meetings per week were scheduled;
- The minimum time interval between implementation meetings and pool start was 90 days;
- FCC approval was obtained prior to distributing each quarter's schedule; and
- All materials associated with each implementation meeting were posted and available on the National PA website at least two (2) weeks prior to each meeting.

Implementation meetings

In accordance with the FCC Order that provided the quarterly implementation schedule, the National PA held 36 separate meetings in 2003, covering 49 NPAs in 26 states. **Pooling is now implemented in every state and the District of Columbia and Puerto Rico, except Alaska, in a total of 271 NPAs.** Pooling Implementation Managers (PIMs) prepared detailed information—including rate center lists, code holder lists and various other relevant materials for meeting participants—and posted it to the National PA website. The PIMs contacted a complete list of interested parties at least one month prior to each session regarding meeting details (place, time, conference bridge information). In some cases, state regulatory personnel were provided a special informational session prior to the implementation meeting, at which the PIM provided details about the implementation process. At the implementation meeting, the primary goals were:

- Agreement by all industry representatives with all implementation timeline milestone dates for pooling in a specific NPA;
- Agreement by all industry representatives with the rate centers to be included in pooling on a mandatory basis (pooling capable and within a top 100 MSA) and those to be included on an optional basis (pooling capable but outside a top 100 MSA);
- Identification of service providers to be included in pooling; and
- Dissemination of miscellaneous additional information.
 - Metropolitan Statistical Area (MSA)/Rate Center Associations
 - Updates of INC guidelines
 - Discussion of any new FCC orders and/or directives
 - Recently added or updated website information
 - Discussion of the definitions of timeline milestones, when necessary or requested

2.3.2 2003 Pooling Implementation Meeting Schedule

Please find the 2003 Pooling Implementation Meeting Schedule on the following page.

State	NPA	Time line identifier	Mandated impl date	First impl meeting date	SP forecast due date	Block protect date	Block donate ld date	PA assess date	Block donate date	Pool start date
WI	414	414	5/26/03	1/8/03	3/24/03	3/24/03	3/24/03	4/7/03	5/19/03	5/26/03
WI	920	920	4/4/03	1/8/03	2/21/03	2/21/03	2/21/03	3/7/03	3/28/03	4/4/03
LA	225	225	4/29/03	1/15/03	3/25/03	3/25/03	3/25/03	4/8/03	4/22/03	4/29/03
NE	308	308	5/2/03	1/16/03	3/28/03	3/28/03	3/28/03	4/11/03	4/25/03	5/2/03
MI	231	231	5/9/03	1/22/03	3/21/03	3/21/03	3/21/03	4/11/03	5/2/03	5/9/03
GA	706	706	5/13/03	1/23/03	4/8/03	4/8/03	4/8/03	4/22/03	5/6/03	5/13/03
AL	334	334	5/27/03	1/29/03	4/22/03	4/22/03	4/22/03	5/6/03	5/20/03	5/27/03
MN	763	763	6/12/03	1/30/03	5/8/03	5/8/03	5/8/03	5/22/03	6/5/03	6/12/03
MS	662	662	6/11/03	2/5/03	4/30/03	4/30/03	4/30/03	5/14/03	5/28/03	6/11/03
FL	239	239	3/10/03	3/10/03	3/10/03	3/10/03	3/10/03	3/10/03	3/10/03	3/10/03
PR	787	787	6/18/03	3/18/03	5/14/03	5/14/03	5/14/03	5/28/03	6/11/03	6/18/03
PR	939	939	6/18/03	3/18/03	5/14/03	5/14/03	5/14/03	5/28/03	6/11/03	6/18/03
UT	435	435	6/16/03	3/19/03	5/13/03	5/13/03	5/13/03	5/27/03	6/9/03	6/16/03
KS	785	785	6/23/03	3/20/03	5/7/03	5/7/03	5/7/03	5/28/03	6/16/03	6/23/03
ND	701	701	6/30/03	3/26/03	5/27/03	5/27/03	5/27/03	6/10/03	6/23/03	6/30/03
MI	906	906	6/25/03	3/27/03	4/24/03	4/24/03	4/24/03	5/14/03	6/18/03	6/25/03
MS	228	228	8/11/03	4/3/03	7/7/03	7/7/03	7/7/03	7/21/03	8/4/03	8/11/03
TX	254	254	7/21/03	4/3/03	6/16/03	6/16/03	6/16/03	6/30/03	7/14/03	7/21/03
MS	601	601	7/2/03	4/3/03	5/27/03	5/27/03	5/27/03	6/10/03	6/24/03	7/2/03
TX	806	806	7/7/03	4/3/03	6/2/03	6/2/03	6/2/03	6/16/03	6/30/03	7/7/03
IA	319	319	7/14/03	4/8/03	6/9/03	6/9/03	6/9/03	6/23/03	7/7/03	7/14/03
IA	563	563	8/13/03	4/8/03	7/9/03	7/9/03	7/9/03	7/23/03	8/6/03	8/13/03
WI	608	608	7/9/03	4/10/03	5/14/03	5/14/03	5/14/03	6/11/03	7/2/03	7/9/03
WI	715	715	8/6/03	4/10/03	6/4/03	6/4/03	6/4/03	7/9/03	7/30/03	8/6/03
GA	229	229	8/18/03	4/16/03	7/14/03	7/14/03	7/14/03	7/28/03	8/11/03	8/18/03
GA	478	478	7/16/03	4/16/03	6/11/03	6/11/03	6/11/03	6/25/03	7/9/03	7/16/03
GA	912	912	7/30/03	4/16/03	6/25/03	6/25/03	6/25/03	7/9/03	7/23/03	7/30/03
IL	309	309	7/23/03	4/17/03	6/18/03	6/18/03	6/18/03	7/2/03	7/16/03	7/23/03
CO	719	719	7/28/03	4/23/03	6/23/03	6/23/03	6/23/03	7/7/03	7/21/03	7/28/03
WY	307	307	8/4/03	4/30/03	6/30/03	6/30/03	6/30/03	7/14/03	7/28/03	8/4/03
AL	256	256	8/25/03	5/1/03	7/21/03	7/21/03	7/21/03	8/4/03	8/18/03	8/25/03
SD	605	605	8/20/03	5/7/03	7/16/03	7/16/03	7/16/03	7/30/03	8/13/03	8/20/03
TN	731	731	9/15/03	6/18/03	8/4/03	8/4/03	8/4/03	8/25/03	9/8/03	9/15/03
TN	931	931	11/7/03	6/18/03	9/26/03	9/26/03	9/26/03	10/17/03	10/31/03	11/7/03
TX	361	361	9/18/03	6/19/03	8/14/03	8/14/03	8/14/03	8/28/03	9/11/03	9/18/03
MT	406	406	9/22/03	6/25/03	8/15/03	8/15/03	8/15/03	8/29/03	9/15/03	9/22/03
FL	850	850	10/28/03	6/26/03	9/23/03	9/23/03	9/23/03	10/7/03	10/21/03	10/28/03
FL	863	863	9/26/03	6/26/03	8/29/03	8/29/03	8/29/03	9/5/03	9/19/03	9/26/03
KS	620	620	10/10/03	7/2/03	8/15/03	8/15/03	8/15/03	9/12/03	10/3/03	10/10/03
LA	337	337	10/7/03	7/3/03	8/25/03	8/25/03	8/25/03	9/15/03	9/30/03	10/7/03
MN	320	320	10/22/03	7/9/03	9/17/03	9/17/03	9/17/03	10/1/03	10/15/03	10/22/03
AR	870	870	12/12/03	7/10/03	10/31/03	10/31/03	10/31/03	11/21/03	12/5/03	12/12/03
NC	828	828	10/17/03	7/16/03	9/12/03	9/12/03	9/12/03	9/26/03	10/10/03	10/17/03
NC	910	910	11/28/03	7/16/03	10/24/03	10/24/03	10/24/03	11/7/03	11/21/03	11/28/03
MO	417	417	10/31/03	7/17/03	9/19/03	9/19/03	9/19/03	10/10/03	10/24/03	10/31/03
CO	970	970	11/20/03	7/23/03	10/16/03	10/16/03	10/16/03	10/30/03	11/13/03	11/20/03
OK	580	580	11/21/03	7/24/03	10/17/03	10/17/03	10/17/03	10/31/03	11/14/03	11/21/03
KY	270	270	11/18/03	7/30/03	10/1/03	10/1/03	10/1/03	10/28/03	11/11/03	11/18/03
KY	859	859	12/9/03	7/30/03	10/23/03	10/23/03	10/23/03	11/13/03	12/2/03	12/9/03
Totals	49			36						

2.4 Databases and Reports

2.4.1 MSA Database

The requirement that rate centers be associated with a specific geopolitical boundary (i.e., a Metropolitan Statistical Area, or MSA) obliged the National PA to develop a method for determining which rate centers comprised each MSA. Since rate center boundaries and MSA boundaries are not coincident, we needed to develop a data source based on mapping technology. We obtained a preliminary database from Geographic Data Technology (GDT) that maps rate centers to MSAs. The National PA updated and verified this database and used it to develop the list of rate centers in the top 100 MSAs for implementation meetings. Thus far, the National PA has been successful in determining and verifying this relationship using this MSA database. The announcements of new MSA definitions from the Federal Office of Management and Budget (OMB 03-04) in late 2003 have necessitated that NeuStar update and revise this database.

2.4.2 Numbering Resource Database

During 2003, we developed and implemented a new database (Numbering Resource Database) for tracking current pooling-related information. The database contains:

- A current list of all rate centers in the NANP;
- The pooling status for all rate centers;
- The list of relationships between rate centers and metropolitan statistical areas;
- Pooling implementation schedules;
- Current block status for all thousands-blocks; and
- All currently-effective NPAs.

Using the database, the National PA is able to identify and sort the relationships among all of the above.

2.4.3 Non-geographic Rate Center Database

During 2003, we also developed and implemented a database for tracking resources in non-geographic rate centers. These are active numbering resources in rate centers not located in their geographic NPA. Resources in these rate centers consist of a variety of codes: grandfathered wireless, extended permissive dialing, mass calling, information services, time/temperature, and other miscellaneous codes.

2.4.4 Rate center files

During 2003, the National PA held implementation meetings for the remainder of the NPAs in the national pooling rollout. In each of these meetings, the parties agreed on the pooling status (mandatory, optional or excluded) of each rate center. Following the directives of the Fourth Report and Order for Numbering Resource Optimization (FCC 03-126), the National PA established an additional category for rate centers located

within a top-100 MSA with only one service provider. The carrier in this new category of rate center is exempt from pooling until another service provider entered the market in that rate center, and would continue to be exempt if it qualified for the rural exemption and had not received a special request to provide LNP. Currently, the rate center files maintained on the National PA website have five (5) categories of pooling status: (M) mandatory; (M*) mandatory single service provider; (M) mandatory from a state pooling trial; (O) optional; and (X) excluded. These rate center files have been prepared, verified, and posted to the National PA's website for public viewing (specifically for service providers, NANPA, and regulatory agencies).

The following table is a sample rate center file for the West Virginia 304 NPA, which contains the rate centers, the associated Top 100 MSAs, and the status of the rate centers in the pool (i.e. mandatory, optional or excluded).

Pooling Rate Center Listing

State: West Virginia Pool Start Date: 10/03/02
 NPA: 304 Updated to reflect the 4th NRO Order effective August 20, 2003

Rate Center Abbreviation	Rate Center Full Name	Geographic NPA Association	FCC Top 100 MSA Name	Pooling Status			
				Mandatory (M)	Single SP (M*)	Optional (O)	Excluded (X)
BURNSVILLE	BURNSVILLE	304	NA			O	
CAIRO	CAIRO	304	NA				X
CAMERON	CAMERON	304	NA				X
CANAAN VLY	CANAAN VALLEY	304	NA				X
CAPON BOG	CAPON BRIDGE	304	NA				X
CHAPMANVL	CHAPMANVILLE	304	NA			O	
CHARLES TN	CHARLES TOWN	304	Washington, DC-MD-VA-WV MSA	M			
CHEAT LAKE	CHEAT LAKE	304	NA			O	
CHESTER	CHESTER	304	NA			O	
CHRLSTNZN1	CHARLESTON ZONE 1	304	NA			O	
CHRLSTNZN2	CHARLESTON ZONE 2	304	NA			O	
CHRLSTNZN3	CHARLESTON ZONE 3	304	NA			O	
CHRLSTNZN4	CHARLESTON ZONE 4	304	NA			O	
CHRLSTNZN5	CHARLESTON ZONE 5	304	NA			O	
CHRLSTNZN6	CHARLESTON ZONE 6	304	NA			O	
CHRLSTNZN7	CHARLESTON ZONE 7	304	NA			O	
CLARKSBURG	CLARKSBURG	304	NA			O	
CLAY	CLAY	304	NA			O	
CLENDENIN	CLENDENIN	304	NA			O	
COALWOOD	COALWOOD	304	NA			O	
CORE	CORE	304	NA				X
COWEN	COWEN	304	NA				X
CRAIGSVL	CRAIGSVILLE	304	NA			O	
DAVIS	DAVIS	304	NA				X
DAVY	DAVY	304	NA			O	
DAYSBROOK	DAYSBROOK	304	NA				X
DELBARTON	DELBARTON	304	NA			O	
DUNLOW	DUNLOW	304	NA				X

2.4.5 Rate Center File Changes

During 2003, we received service provider requests for a way to locate only the *changes* to the rate center status. In response, we inserted a new link on our website to a list of the most recent changes made to these rate center files, and began posting a monthly Rate Center File Change report in September 2003. Prior to the establishment of this report, service providers had to compare the previous month's data in NPA Rate Centers Files to the current data in order to determine whether any changes or additions had taken place.

The implementation of new MSA designations as a result of OMB 03-04 required us to make significant changes to these rate centers files.

Following is a sample Rate Center File Change report:

RATE CENTER CHANGES FOR OCTOBER 1, 2003 thru OCTOBER 31, 2003				
Date of Report: November 1, 2003				
STATE	NPA	RATE CENTER ABBREVIATION	ACTION	DATE OF CHANGE
IA	641	SHARPSBURG	Changed from 'M' to 'X'	10/10/03
NC	910	MT GILEAD	Changed from 'X' to 'O'	10/28/03
NE	402	BENNINGTON	Removed- Rate Center Consolidation	10/13/03
NE	402	DAKOTACITY	Removed- Rate Center Consolidation	10/13/03
NE	402	LYONS	Removed- Rate Center Consolidation	10/13/03
NE	402	SPRINGFLD	Removed- Rate Center Consolidation	10/13/03
NE	402	VALLEY	Removed- Rate Center Consolidation	10/13/03
NY	716	YOUNGSTOWN	Changed from 'M' to 'M'	10/01/03
WA	360	GARDINER	Changed from 'X' to 'M'	10/28/03
WA	509	BICKLETON	Changed from 'X' to 'M'	10/28/03
WA	509	DALLESFORT	Changed from 'X' to 'M'	10/28/03
WA	509	MABTON	Changed from 'X' to 'M'	10/28/03
WA	509	WARDEN	Changed from 'X' to 'M'	10/07/03
WA	509	WISHRAM	Changed from 'X' to 'M'	10/28/03
WA	509	ZILLAH	Changed from 'X' to 'M'	10/28/03

2.5 Implementation of the 4th NRO Order

On June 18, 2003, the FCC issued the Fourth Report and Order in CC Docket NO. 99-200 and CC Docket No. 95-116, and Fourth Further Notice of Proposed Rulemaking in CC Docket No. 99-200 (4th NRO) Order. In summary, this order:

- Reaffirmed that carriers must deploy local number portability (LNP) in switches within the 100 largest Metropolitan Statistical Areas (MSAs) for which another carrier has made a specific request for the provision of LNP;
- Delegated authority to the state commissions to require carriers operating within the largest 100 MSAs that have not received a specific request for LNP from another carrier to provide LNP under certain circumstances and on a case-by-case basis;
- Required that all carriers in the top-100 MSAs, except those specifically exempted, participate in thousands-block number pooling in accordance with the national rollout schedule, regardless of whether they are required to provide LNP. This requirement also applied to covered commercial mobile radio service (CMRS) providers that were not required to deploy LNP until November 24, 2003;
- Exempted rural telephone companies and Tier III CMRS providers that have not received a special request to provide LNP from the pooling requirement; and
- Exempted carriers that are the only service providers receiving numbering resources in a given rate center from the pooling requirement.

Issuance of the 4th NRO required the National PA to make numerous changes to the databases in PAS. Immediately following the release of the order, we eliminated any Consolidated MSA (CMSA) designations that had been added as a result of the Third

Report and Order and Second Order on Reconsideration in CC Docket No. 99-200 (3rd NRO) issued in December 2001. Conforming to advice from the FCC in late December 2003, we updated and revised this database with the new MSA definitions from the Federal Office of Management and Budget (OMB 03-04).

2.6 Emergency Preparedness

The National PA has undertaken a variety of activities and instituted certain procedures to assure emergency preparedness. We are also reviewing and updating our Disaster Recovery Plan. To assure continuous operation, we operate redundant databases in two different locations: Sterling, VA and Charlotte, NC. We use the replicated system to run our reports (NRUF, Crystal, and Oracle scripts) so that they do not interfere with activity in the live system. We have assigned laptops to several of the members of the PA Services group, which they are required to take home with them every night, so they can continue to serve customers from offsite during an emergency affecting the Services Center.

In addition to the other activities described above, the National PA instituted a process of cross-training the Pooling Implementation Managers (PIMs) to handle Pooling Administrator (PA) functions during short-term emergency circumstances. The PIMs would access PAS remotely from their virtual offices during these acute emergencies. Each PIM has spent time with Pooling Administration Services in Concord, initially learning about the system, then subsequently, doing hands-on training. This hands-on training will be repeated every quarter to maintain PIM familiarity with the system and increase their skill levels in:

- The PAS generally;
- Internal PA Methods & Procedures; and
- PA and Help Desk procedures.

3. Identification of existing and potential pooling areas

As of December 31, 2003, there were 20,541 existing total rate centers, of which there are 13,281 pooling rate centers and 7,260 rate centers excluded from pooling. Of the total pooling rate centers, 7,518 are mandatory, either by state pooling trial or by FCC directive in a Top 100 MSA. Of the total number of mandatory rate centers, 683 are single-service provider mandatory, meaning that pooling there is optional until another service provider receives resources there.

Following is a list of the number of pooling areas (rate centers) existing. Since the initiation of the national rollout, we have held First Implementation Meetings in all NPAs in the United States and Puerto Rico. Pooling is implemented in all mandatory [top-100 MSA] areas. **Therefore, we have not included a separate list of potential pooling areas as there technically are none.**

As of December 2003, the only state with no thousands-block number pooling is Alaska NPA 907. Alaska 907 has no Top 100 MSA rate centers and while optional pools could have been created in the pooling-capable rate centers, no service provider opted to pool at the implementation meeting.

Identification of existing pooling areas

The chart below identifies, by state, the number of pooling areas (i.e., rate centers) that were implemented by December 31, 2003. Those rate centers are designated as:

1. **Mandatory (M)** - This rate center is located in a top 100 MSA and service providers with numbering resources in this rate center that have not been granted a specific exemption must pool in this rate center.
2. **Mandatory Single Service Provider (M*)** - This rate center is located in a top 100 MSA, but has only one service provider that is receiving numbering resources. The rate center will be considered optional under these conditions and designated as M*. However, when a second service provider receives numbering resources in this rate center, the designation will be changed to M for Mandatory (see 1, above).
3. **Mandatory State Trial (M)** - Pooling was implemented in this rate center pursuant to a state commission order for a state pooling trial. The rate center is not in a top 100 MSA but has at least one LNP-capable service provider, and as a consequence, is considered a mandatory pooling rate center. Therefore, all service providers with numbering resources in this rate center that have not been granted a specific exemption must pool in this rate center.
4. **Optional (O)** - This rate center is not in a top 100 MSA and any service provider with numbering resources in this rate center may elect to pool in this rate center at its option. In other words, service providers may voluntarily participate in thousands-block number pooling in an Optional rate center outside the top 100 MSAs. Service providers that choose to pool may withdraw their participation in an Optional rate center only prior to the "PA Assessment of Industry Inventory Pool Surplus/Deficiency" date associated with that particular rate center, after which date, service providers may not opt out of pooling for that rate center. However, in any rate center that was Mandatory prior to the FCC's 4th NRO Order, but is now

Optional, a carrier may opt out of pooling on a prospective basis and order resources from either the PA or NANPA, but no blocks previously donated will be returned.

- 5. **5. Excluded (X)** - This rate center is not in a top 100 MSA and no service provider is currently participating in pooling. Additionally, some rate centers may be in a top 100 MSA but the NPA association for a specific CO code is not geographically correct (e.g., mass calling or time/temperature CO codes). These rate centers are not included in PAS. Grandfathered codes may be included in PAS although the NPA association may not be geographically correct.

Additionally, some rate centers may be in a top 100 MSA but the NPA association for a specific CO code is not geographically correct (e.g., mass calling or time/temperature CO codes). These rate centers are not included in PAS. Grandfathered codes may be included in PAS although the NPA association may not be geographically correct.

State	Mandatory	Single SP (Mandatory)	Optional	State Trial Mandatory	Excluded	Total
AL	44	13	160		93	310
AR	28	10	121		223	382
AZ	16	31	35		57	139
CA	404	28	177	83	81	773
CO	21	1	99	12	95	228
CT	42			48		90
DC	1					1
DE	8		22			30
FL	111	5	107	39	54	316
GA	105	3	154		181	443
HI	1		5			6
IA	5	43	89	72	608	817
ID			66		152	218
IL	205	63	500		295	1063
IN	129	56	185	82	74	526
KS	34	19	144		378	575
KY	17		276		76	369
LA	34	17	145		89	285
MA	281			183	34	498
MD	210			106	2	318
ME				138	111	249
MI	165	34	344		125	668
MN	32	17	167		433	649
MO	103	26	131	111	361	732
MS	5	1	124		109	239
MT			76		184	260
NC	161	5	184	40	97	487
ND			67		233	300
NE	22		46		394	462
NH	2			122	24	148
NJ	287	1	35		26	349
NM	6	6	40		111	163
NV	14	10	36		35	95
NY	385		2	245	168	800

State	Mandatory	Single SP (Mandatory)	Optional	State Trial Mandatory	Excluded	Total
OH	304	141	448		173	1066
OK	75	35	126	26	270	532
OR	70		2	117	118	307
PA	570	1	119	177	211	1078
PR	72	4	98			174
RI	22		3			25
SC	52	22	109		58	241
SD			70		203	273
TN	72	10	155	1	103	341
TX	425	51	570	22	604	1672
UT	12	1	47	10	71	141
VA	124			204	60	388
VT				101	40	141
WA	53	8	1	114	75	251
WI	49	18	273		263	603
WV	4	3	155		66	228
WY			50		42	92
Total	4782	683	5763	2053	7260	20541

4. Aggregated total by pool of the service providers participating in the pooled area

Following is a summary of the aggregated total by pool of the service providers participating in the pooled areas in 2003. There are 1,320 distinct service providers participating in 13,281 pooled areas in 271 NPAs covering 51 jurisdictions -- 49 states, the District of Columbia, and Puerto Rico. This is an increase over 2002 of 14% in service providers, 80% more pooled areas, 45% additional NPAs, and 21% in jurisdictions.

Jurisdiction	NPA	Number of RCs	Number of SPs/NPA
AL	205	59	23
AL	251	28	21
AL	256	64	20
AL	334	66	16
AR	479	27	10
AR	501	43	17
AR	870	89	13
AZ	480	1	19
AZ	520	31	22
AZ	602	1	21
AZ	623	1	18
AZ	928	48	13
CA	209	55	23
CA	213	3	25
CA	310	16	35
CA	323	12	32
CA	408	12	29
CA	415	14	31
CA	510	13	28
CA	530	89	28
CA	559	57	22
CA	562	9	30
CA	619	11	26
CA	626	10	30
CA	650	15	29
CA	661	32	30
CA	707	75	32
CA	714	15	36
CA	760	84	33
CA	805	42	32
CA	818	16	32
CA	831	22	22
CA	858	8	25
CA	909	41	30
CA	916	17	27

Jurisdiction	NPA	Number of RCs	Number of SPs/NPA
CA	925	17	25
CA	949	7	28
CO	303	16	18
CO	719	29	12
CO	720	16	20
CO	970	72	14
CT	203	33	30
CT	860	57	26
DC	202	1	29
DE	302	30	21
FL	239	14	21
FL	305	5	24
FL	321	22	23
FL	352	42	19
FL	386	20	23
FL	407	22	32
FL	561	7	31
FL	727	5	25
FL	754	5	2
FL	772	8	23
FL	786	5	23
FL	813	8	32
FL	850	43	18
FL	863	21	17
FL	904	19	33
FL	941	11	29
FL	954	5	34
GA	229	28	11
GA	404	1	18
GA	470	41	0
GA	478	20	13
GA	678	41	40
GA	706	63	27
GA	770	42	17
GA	912	26	13
HI	808	6	11
IA	319	32	11
IA	515	54	13
IA	563	17	7
IA	641	46	14
IA	712	60	14
ID	208	66	22
IL	217	177	21
IL	224	42	11
IL	309	83	19
IL	312	3	34
IL	618	182	28

Jurisdiction	NPA	Number of RCs	Number of SPs/NPA
IL	630	30	30
IL	708	32	27
IL	773	11	31
IL	815	166	32
IL	847	42	33
IN	219	37	24
IN	260	73	20
IN	317	36	27
IN	574	45	22
IN	765	119	25
IN	812	142	28
KS	316	14	17
KS	620	90	11
KS	785	69	13
KS	913	24	21
KY	270	118	13
KY	502	35	20
KY	606	98	12
KY	859	42	24
LA	225	32	16
LA	318	73	15
LA	337	37	12
LA	504	8	19
LA	985	46	21
MA	339	40	13
MA	351	57	0
MA	413	60	27
MA	508	85	31
MA	617	20	31
MA	774	85	30
MA	781	40	32
MA	857	20	17
MA	978	57	31
MD	240	57	37
MD	301	57	26
MD	410	101	28
MD	443	101	33
ME	207	138	22
MI	231	75	15
MI	248	20	26
MI	269	74	23
MI	313	6	22
MI	517	62	25
MI	586	11	19
MI	616	35	20
MI	734	33	29
MI	810	47	25

Jurisdiction	NPA	Number of RCs	Number of SPs/NPA
MI	906	50	6
MI	947	20	0
MI	989	110	19
MN	218	53	13
MN	320	53	12
MN	507	75	21
MN	612	1	19
MN	651	13	25
MN	763	11	23
MN	952	10	26
MO	314	7	24
MO	417	90	14
MO	573	118	24
MO	636	46	21
MO	660	48	12
MO	816	62	27
MS	228	11	10
MS	601	23	18
MS	662	96	19
MT	406	76	5
NC	252	64	19
NC	336	65	29
NC	704	48	36
NC	828	66	14
NC	910	63	19
NC	919	36	30
NC	980	48	8
ND	701	67	8
NE	308	38	7
NE	402	30	16
NH	603	124	27
NJ	201	25	37
NJ	551	25	3
NJ	609	42	28
NJ	732	36	31
NJ	848	36	7
NJ	856	32	25
NJ	862	42	10
NJ	908	43	30
NJ	973	42	32
NM	505	52	18
NV	702	15	18
NV	775	45	21
NY	212	3	20
NY	315	113	32
NY	347	13	26
NY	516	12	39

Jurisdiction	NPA	Number of RCs	Number of SPs/NPA
NY	518	107	29
NY	585	76	24
NY	607	44	22
NY	631	54	32
NY	646	3	35
NY	716	61	26
NY	718	13	29
NY	845	90	36
NY	914	29	37
NY	917	14	14
OH	216	4	15
OH	234	103	7
OH	330	103	27
OH	419	159	23
OH	440	62	30
OH	513	25	27
OH	567	159	7
OH	614	16	23
OH	740	158	27
OH	937	104	27
OK	405	78	21
OK	580	84	13
OK	918	100	20
OR	503	54	27
OR	541	84	27
OR	971	51	16
PA	215	36	21
PA	267	36	29
PA	412	27	28
PA	484	84	43
PA	570	118	24
PA	610	84	34
PA	717	91	29
PA	724	137	36
PA	814	117	23
PA	878	137	0
PR	787	87	5
PR	939	87	1
RI	401	25	21
SC	803	62	28
SC	843	68	21
SC	864	53	24
SD	605	70	7
TN	423	57	27
TN	615	42	26
TN	731	45	11
TN	865	30	16

Jurisdiction	NPA	Number of RCs	Number of SPs/NPA
TN	901	14	21
TN	931	50	17
TX	210	1	19
TX	214	43	30
TX	254	56	17
TX	281	45	30
TX	325	49	16
TX	361	57	16
TX	409	38	27
TX	430	121	0
TX	432	19	12
TX	469	43	22
TX	512	33	32
TX	682	24	10
TX	713	45	15
TX	806	53	14
TX	817	24	28
TX	830	66	19
TX	832	45	25
TX	903	121	23
TX	915	6	14
TX	936	34	16
TX	940	32	25
TX	956	28	14
TX	972	43	31
TX	979	42	21
UT	435	48	16
UT	801	22	23
VA	276	67	23
VA	434	47	23
VA	540	87	26
VA	571	19	19
VA	703	19	30
VA	757	34	25
VA	804	55	26
VT	802	101	17
WA	206	5	26
WA	253	14	24
WA	360	64	36
WA	425	14	28
WA	509	79	30
WI	262	59	22
WI	414	4	18
WI	608	78	16
WI	715	120	18
WI	920	79	24
WV	304	162	22

Jurisdiction		NPA	Number of RCs	Number of SPs/NPA
WY		307	50	6
Totals	51	271	13,281	1320*

*Total quantity of distinct SPs participating in Pooling

5.0 Forecast results and a review of forecasts versus actual block activation in the past

A report identifying forecast results by NPA and rate center, as well as a review of forecasts as compared to actual block activation in the past can be found on the attached CD. This report is provided electronically only because of its size (over 300 pages). In summary, there are:

- 271 NPAs;
- 7,823 rate centers;
- 70,101 forecasted blocks; and
- 21,533 activated blocks.

Based upon this information, we have determined that 30.7% of forecasted blocks are activated.

6. System and Performance Metrics

In 2003, PAS met the requirements of Section 3.3.1 of Section J: Thousands-Block Pooling Contractor Technical Requirements, which states that the pooling system shall, at a minimum, adhere to the following availability and reliability requirements:

- Available 24 hours a day, 7 days a week;
- Availability shall meet or exceed 99.9% of scheduled uptime;
- Unscheduled maintenance downtime per any 12-month interval shall be less than nine (9) hours;
- The mean time to repair (MTTR) for all unscheduled downtime per any 12-month interval shall be less than one hour during core business hours and four (4) hours for non-core business hours; and
- Scheduled maintenance downtime per 12-month interval shall be less than 24 hours.

The following is a summary of PAS system performance in 2003.

6.1.1 2003 Annual System Performance Summary

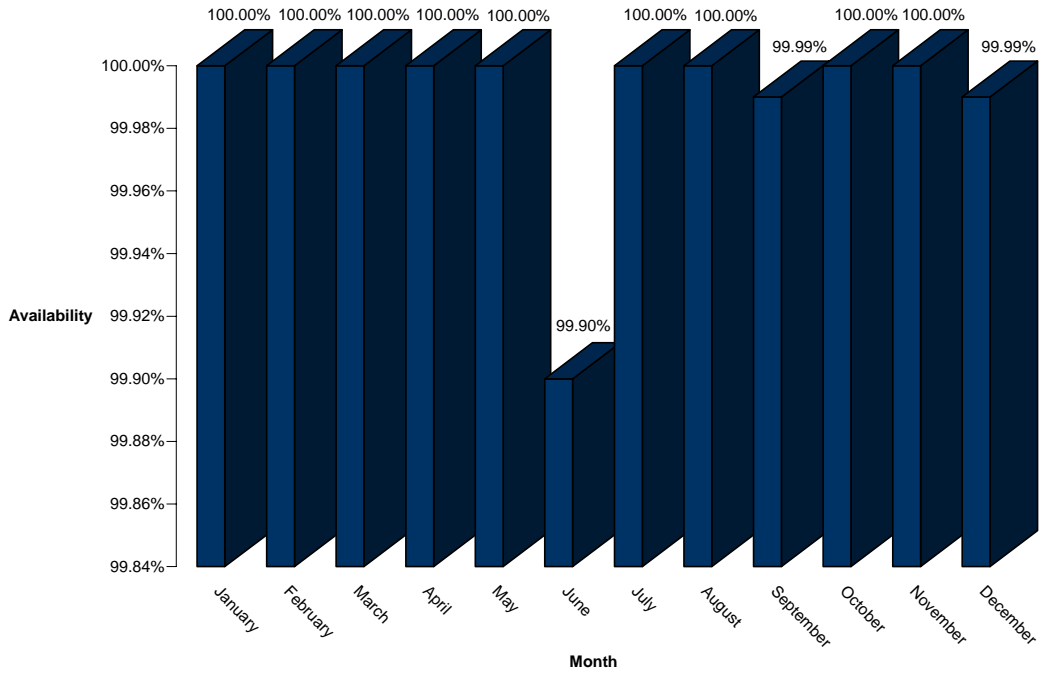
Annual System Performance Report 1/01/03-12/31/03 (date of report: 1/13/04)

Hours/Minutes of availability
8759 hr 25 min 30 sec.
Scheduled maintenance
None
Number and duration of instances of unavailability
Number of instances of unavailability: 3
Duration of instances of unavailability: 0 hrs 34 min 30 sec
Percent of time the system was available
99.99%
Busy hour usage by GMT without batch jobs
10am PST 12pm CST 1pm EST 5pm GMT
647 simultaneous work items Date: May 13, 2003 Number of users: 12
Busy hour usage by GMT with batch jobs
12am PST 2am CST 3am EST 7am GMT
918 simultaneous work items Date: Dec 01, 2003 Number of users: 6
Comments
Batch jobs are run using an automated process at night to add new work items.

Maximum number of simultaneous users during any hour without batch jobs
Max number of users: 19 Date: April 8, 2003 During hour: 12pm PST 2pm CST 3pm EST 7pm GMT
Maximum number of simultaneous users during any hour with batch jobs
Max number of users: 19 Date: April 8 During hour: 12pm PST 2pm CST 3pm EST 7pm GMT
Max number of users: 19 Date: April 8 During hour: 1pm PST 3pm CST 4pm EST 8pm GMT
Max number of users: 19 Date: April 30 During hour: 10pm PST 12am CST 1am EST 5am GMT
Comments
Batch jobs are run using an automated process at night to add new work items.
Average and maximum holding time
30 minutes during an active session (Due to Security Plan requirements, PAS will time-out after 10 minutes of inactivity, following a warning to offer an opportunity to the user to override the time out and not be logged off the system).

6.1.2 Summary of 2003 Monthly System Performance Reports

Month	Time Available	Percent Time Available
January	744	100%
February	672	100%
March	744	100%
April	720	100%
May	744	100%
June	719 hours, 31 minutes	99.99%
July	744	100%
August	744	100%
September	719 hours, 59 minutes	99.99%
October	744	100%
November	720	100%
December	743 hours, 57 minutes, 30 seconds	99.99%



7. Status of Required Transferable Property

NeuStar National PA affirms that all required transferable property is available for transfer.

8. Industry issue identification/feedback

NeuStar maintained its reputation for excellence in customer service in its role as National PA during 2003. No formal complaints were filed by the industry with the FCC regarding the National PA or PAS in 2003. Included in this section are a summary of Change Orders (Section 8.1); a discussion of pooling-related North American Numbering Council (NANC) issues (Section 8.2); a summary of two quarterly performance survey responses (Section 8.3); a summary of the National PA Help Desk activity (Section 8.4); and a summary of the National PA industry meeting activities (Section 8.5).

8.1 Change orders

The National PA filed nine (9) Change Orders in 2003 addressing a variety of system or process changes that are outside of our current contract with the FCC. These change orders were driven either by industry changes to guidelines or specific industry requests.

Currently, the Numbering Oversight Working Group (NOWG) reviews all submitted National PA change orders and provides recommendations to the FCC. To facilitate the review process, we agreed to create a liaison between the two groups to quickly address any questions that may arise in the Change Order review process. Shannon Collins assumed the responsibilities of liaison to the NOWG in May 2003. The PA and NOWG had an introductory meeting on June 17, 2003 during which they reviewed their respective expectations and responsibilities. Since then, the NOWG and the PA have interacted a number of times by email and telephone and the relationship is working effectively.

In 2003, the FCC acted on all but one (1) change order (#24). The National PA submitted change order #26 as a trial prior to CO #24 being approved; CO #26 was submitted in early 2004.

Change Order number	FCC status	Type	Description	NOWG recommendation
6	Rejected	Issue 295 (CO/NXX)	Change to Selection Process of Code Holder	Not approved
10	Accepted	Issue 319 (LNPA)	Intra-SP Porting for Rate Center Telephone Number Administration	Approved
11	Rejected	Issue 195 (CO/NXX)	Final Jeopardy Procedures	Not approved
12	Accepted	Issue 343 (LNPA)	Changes to TBPAG from FCC 01-362	Approved
13	Accepted	Issue 356 (LNPA)	Modification to the User Profile Application Appendix 5 form	Approved
14	Accepted	Issue 360 (LNPA)	Modify the Part 3 form in TBPAG	Approved

Change Order number	FCC status	Type	Description	NOWG recommendation
15	Rejected	Issue 327 (CO/NXX)	Update MTE in COCAG to reflect Utilization Calculation	Not approved
16	Replaced	Issue 335 (LNPA)	AOCNs Performing Initial Thousand Block Entries into BIRRRDS	Approved
17	Replaced	Issue 389 (LNPA)	Change Minimum Thousand Block Effective Date	Approved
18	Accepted	Issue 385 (LNPA)	Removal of the AOCN field from the Part 1A Form	Not approved
19	Accepted	Forecasting	Submission of Thousands-Block Forecast Report (Appendix 1) using Excel	N/A
20	Accepted	Issue 387 (LNPA)	Changing Non-Pooled NXXs to Pooled NXXs	Approved
21	Accepted	Part 1A Report	Part 1A Report	Approved
22	Accepted	Issue 335 & 414 (LNPA)	Revisit Minimum Expedite Effective Date for a Thousands-Block	Approved
23	Withdraw	LNPA WG PIM 24	LNPA WG PIM 24	N/A
24	Pending	Issue 364 & LNPA WG PIM 24	LNPA WG PIM 24 and CO/NXX Issue #364 - "Modification to Procedures for Code Holder /LERG Assignee Exit"	Not approved
25	Pending	Part 4 Report	Thousands-Block Part 4 Report	Not completed yet by NOWG

8.2 NANC Issues

Representatives of the National PA attended all six North American Numbering Council (NANC) meetings in 2003 and gave updates on National PA activities throughout the year.

The NANC addressed two issues involving the National PA in 2003.

First, NANC asked the National PA to track the frequency and report the trend of problems caused by intra-service provider porting on contaminated thousands blocks. At the March 2003 meeting, then-Director Barry Bishop reported the following information:

- There were 68 cases from December 2002 to March, 2003;
- 55% of the total cases were from intra-SP ports not done;
- 10 service providers were affected; and
- The National PA and AT&T Wireless brought in a PIM to be discussed at the April 2003 LNPA WG meeting.

Second, a service provider raised an issue at the January 2003 NANC meeting regarding the submission of service provider forecast reports in Excel format. After thorough consideration, the National PA submitted a no-cost change order and modified PAS to enable it to accept forecasts in that format effective July 2003.

8.3 Performance surveys

The National PA initiated a quarterly performance survey in May 2002 to be used as an internal management tool. The surveys are meant to assist us with issue identification through user comments and are not a requirement of the FCC contract. In 2003, the National PA sent the 1st Quarter survey on April 15 and the 2nd Quarter survey on July 18. The surveys were sent to both service providers and state regulatory agencies.

Since the total number of completed surveys dropped substantially after the 1st Quarter and the NOWG was also planning to send a survey on National PA 2003 performance, the National PA management decided to limit the distribution of the survey to once a year, approximately six months after the NOWG survey.

Prospective survey participants are asked to rate National PA performance on a scale of one (1) to five (5), with one (1) being lowest and five (5) being highest. Questions measure performance in the two areas most involved with user interface, Pooling Administration and Implementation.

In 2003, questions regarding performance of National PA personnel showed a high level of satisfaction with scores of 4.4 or higher. This is consistent with 2002 scores. Scores on the PAS have never gone below 4.1, which shows improvement from 2002 scores. For overall service, the National PA also improved in 2003 with a score of 4.3 or higher.

Performance Surveys

1Q03	Surveys returned = 61	Average score
	The Pooling Administrators demonstrate sufficient understanding of the PAS application processes.	4.6
	The Pooling Administrators are courteous and helpful.	4.8
	The Pooling Administrators processed my application/donations within the timeframes located in the TBPAG.	4.6
	The Pooling Implementation Managers provide satisfactorily detailed information regarding pooling as it relates to the NPA at the First Implementation Meeting (FIM).	4.6
	The Pooling Implementation Managers are responsive to inquiries.	4.6
	The Pooling Implementation Managers demonstrate effective facilitation skills at the FIM	4.6
	The Customer Service Representative is courteous and helpful.	4.7

1Q03	Surveys returned = 61	Average score
	The Customer Service Representative responded to my concerns in a timely manner	4.6
	The Pooling Administration System forms are easy for me to fill out and submit	4.1
	The Pooling Administration System supports my needs.	4.1
	The Pooling Administration Staff communicates information about pooling often enough to meet my needs	4.4
	The Pooling Administration Staff responds to my data request in a timely manner	4.4
	Overall, I am satisfied with the level of service provided by Number Pool Administration	4.3

2Q03	Surveys returned = 49	Average score
	The Pooling Administrators demonstrate sufficient understanding of the PAS application processes.	4.5
	The Pooling Administrators are courteous and helpful.	4.7
	The Pooling Administrators processed my application/donations within the timeframes located in the TBPAG.	4.6
	The Pooling Implementation Managers provide satisfactorily detailed information regarding pooling as it relates to the NPA at the First Implementation Meeting (FIM).	4.4
	The Pooling Implementation Managers are responsive to inquiries.	4.6
	The Pooling Implementation Managers demonstrate effective facilitation skills at the FIM	4.5
	The Customer Service Representative is courteous and helpful.	4.6
	The Customer Service Representative responded to my concerns in a timely manner	4.5
	The Pooling Administration System forms are easy for me to fill out and submit	4.1
	The Pooling Administration System supports my needs.	4.1
	The Pooling Administration Staff communicates information about pooling often enough to meet my needs (Regulators Only)	4.5

2Q03	Surveys returned = 49	Average score
	The Pooling Administration Staff responds to my data request in a timely manner (Regulators Only)	4.7
	Overall, I am satisfied with the level of service provided by Number Pool Administration	4.4

8.4 Help Desk

The Customer Support Desk (CSD) is the human interface between PAS and our customers, for both the regulatory and industry users. The CSD responds to both internal and external requests for technical support and attempts to promptly confirm the cause of the problem. The CSD opens, logs, and monitors trouble tickets to ensure that problems are resolved in a timely manner, and is able to quickly identify the appropriate person to escalate issues to, as needed. The CSD uses strong customer service skills to work with carriers to troubleshoot problems over the phone and at the desktop, and to assist in resolving technical problems. The CSD answers a variety of questions from customers, including questions regarding use of forms and PAS, assists users with locating documentation, and also creates, deletes and maintains user accounts and passwords.

In 2003, the Customer Support Desk received approximately 2,900 calls from National PA customers.

In 2003, there were a total of 49 trouble tickets submitted to Customer Support Desk on items such as suggested changes to PAS, pooling process related questions, and PAS errors.

8.5 Industry Meetings

Industry Interface Representative, Dara Sodano, represents the National PA at industry work group meetings such as the Industry Numbering Committee (INC) and the Committee Interest Group on Rating and Routing (CIGRR). Beginning with her promotion in April, 2003, Ms. Sodano prepared National PA contributions for submission to these work groups. The INC issues are especially significant because the guidelines used by industry and by which the National PA functions for administration of numbering resources are developed here. Prior to Dara’s taking over the Industry Interface Representative responsibilities in April 2003, Ms. Florence Weber handled those duties.

Following is a chart depicting National PA activities at INC in 2003.

Number	INC	Type	Description	NOWG approved	Notes
6	INC 61	Issue 295 (CO/NXX)	Change to Selection Process of Code Holder	No	
10	INC 62	Issue 319 (LNPA)	Intra-SP Porting for Rate Center Telephone Number Administration	Yes	Solution B (no PAS change)

11	INC 62	Issue 195 (CO/NXX)	Final Jeopardy Procedures	No	
12	INC 64	Issue 343 (LNPA)	Changes to TBPAG from FCC 01-362	Yes	
13	INC 64	Issue 356 (LNPA)	Modification to the User Profile Application Appendix 5 form	Yes	
14	INC 64	Issue 360 (LNPA)	Modify the Part 3 form in TBPAG	Yes	
15	INC 64	Issue 327 (CO/NXX)	Update MTE in COCAG to reflect Utilization Calculation	No	
17	Interim INC - 1/24/03	Issue 389 (LNPA)	Change Minimum Thousand Block Effective Date	Yes	
18	INC 69	Issue 385 (LNPA)	Removal of the AOCN field from the Part 1A Form		

9. Volume of reports produced

This section provides the total number of reports sent to the FCC and State Regulators (Section 9.1) and the total number of reports sent to NANC, NANPA, and service providers (Section 9.2).

9.1 Total number of reports produced for FCC and state regulatory agencies

Regulatory agency	Total number of reports
FCC	50
State regulators	75

9.2 Total number of reports produced for NANC, NANPA, and service providers

Group	Total number of reports
NANC	6
NANPA	23
Service providers	16

10. Additional informational offerings

Although the Commission does not specifically mandate it, NeuStar has included this additional section as further evidence of our continuing commitment to our role as National PA. Two subsections are included here. *Section 10.1* lists the NXXs (by NPA) saved by pooling. *Section 10.2* describes National PA's participation in and contributions to other industry groups.

10.1 NXXs saved by pooling

The following table contains the 10,740 NXX codes that have been saved in 48 states and the District of Columbia and Puerto Rico with number pooling in 271 NPAs. NXX codes were saved in 248 or 91.5 percent of pooled NPA areas.

Jurisdiction	NPA	NXXs saved
AK	907	0
AL	205	9
AL	251	12
AL	256	0
AL	334	2
AR	479	2
AR	501	2
AR	870	0
AZ	480	2
AZ	520	5
AZ	602	1
AZ	623	2
AZ	928	6
CA	209	26
CA	213	6
CA	310	149
CA	323	35
CA	408	42
CA	415	35
CA	510	53
CA	530	25
CA	559	16
CA	562	22
CA	619	31

Jurisdiction	NPA	NXXs saved
CA	626	21
CA	650	16
CA	661	12
CA	707	39
CA	714	93
CA	760	76
CA	805	64
CA	818	78
CA	831	10
CA	858	19
CA	909	205
CA	916	21
CA	925	38
CA	949	16
CO	303	21
CO	719	3
CO	720	21
CO	970	1
CT	203	95
CT	860	77
DC	202	6
DE	302	11
FL	239	25
FL	305	24
FL	321	37
FL	352	22
FL	386	20
FL	407	28
FL	561	73
FL	727	12
FL	754	42
FL	772	40
FL	786	16
FL	813	33
FL	850	2
FL	863	0
FL	904	32

Jurisdiction	NPA	NXXs saved
FL	941	45
FL	954	42
GA	229	1
GA	404	3
GA	470	34
GA	478	0
GA	678	34
GA	706	4
GA	770	31
GA	912	1
HI	808	7
IA	319	1
IA	515	3
IA	563	0
IA	641	5
IA	712	4
ID	208	19
IL	217	17
IL	224	280
IL	309	6
IL	312	10
IL	618	192
IL	630	115
IL	708	115
IL	773	62
IL	815	77
IL	847	280
IN	219	36
IN	260	18
IN	317	32
IN	574	11
IN	765	4
IN	812	8
KS	316	4
KS	620	0
KS	785	1
KS	913	9

Jurisdiction	NPA	NXXs saved
KY	270	0
KY	502	2
KY	606	4
KY	859	0
LA	225	1
LA	318	1
LA	337	1
LA	504	4
LA	985	10
MA	339	112
MA	351	105
MA	413	74
MA	508	254
MA	617	95
MA	774	254
MA	781	112
MA	857	95
MA	978	105
MD	240	110
MD	301	110
MD	410	196
MD	443	196
ME	207	77
MI	231	2
MI	248	25
MI	269	16
MI	313	9
MI	517	12
MI	586	14
MI	616	32
MI	734	33
MI	810	20
MI	906	0
MI	947	25
MI	989	5
MN	218	1
MN	320	0

Jurisdiction	NPA	NXXs saved
MN	507	16
MN	612	4
MN	651	7
MN	763	5
MN	952	8
MO	314	28
MO	417	0
MO	573	85
MO	636	19
MO	660	2
MO	816	20
MS	228	0
MS	601	0
MS	662	1
MT	406	0
NC	252	4
NC	336	29
NC	704	97
NC	828	1
NC	910	0
NC	919	33
NC	980	97
ND	701	0
NE	308	0
NE	402	6
NH	603	266
NJ	201	107
NJ	551	107
NJ	609	37
NJ	732	162
NJ	848	162
NJ	856	28
NJ	862	164
NJ	908	34
NJ	973	167
NM	505	33
NV	702	11

Jurisdiction	NPA	NXXs saved
NV	775	5
NY	212	36
NY	315	63
NY	347	98
NY	516	94
NY	518	83
NY	585	63
NY	607	18
NY	631	136
NY	646	36
NY	716	134
NY	718	98
NY	845	99
NY	914	95
NY	917	122
OH	216	1
OH	234	13
OH	330	13
OH	419	9
OH	440	40
OH	513	10
OH	567	9
OH	614	17
OH	740	9
OH	937	27
OK	405	44
OK	580	0
OK	918	24
OR	503	33
OR	541	59
OR	971	29
PA	215	55
PA	267	55
PA	412	78
PA	484	151
PA	570	43
PA	610	151

Jurisdiction	NPA	NXXs saved
PA	717	59
PA	724	67
PA	814	17
PA	878	145
PR	787	5
PR	939	5
RI	401	58
SC	803	10
SC	843	9
SC	864	18
SD	605	0
TN	423	13
TN	615	14
TN	731	0
TN	865	4
TN	901	2
TN	931	1
TX	210	4
TX	214	46
TX	254	2
TX	281	82
TX	325	4
TX	361	0
TX	409	6
TX	430	0
TX	432	6
TX	469	46
TX	512	19
TX	682	23
TX	713	82
TX	806	4
TX	817	23
TX	830	5
TX	832	82
TX	903	4
TX	915	9
TX	936	5

Jurisdiction	NPA	NXXs saved
TX	940	5
TX	956	3
TX	972	46
TX	979	2
UT	435	1
UT	801	80
VA	276	19
VA	434	34
VA	540	59
VA	571	44
VA	703	44
VA	757	33
VA	804	29
VT	802	18
WA	206	6
WA	253	18
WA	360	78
WA	425	27
WA	509	27
WI	262	5
WI	414	4
WI	608	1
WI	715	1
WI	920	4
WV	304	28
WY	307	0
Total 52	Total 272	Total 10740

** Data from NXXs saved report on National PA website

10.2 National PA Participation in other industry activities

Unassigned Number Porting Trial

By letter dated May 14, 2001, the FCC authorized the Connecticut Department of Public Utility Control (CTDPUC) to conduct a voluntary unassigned number porting (UNP) trial in Connecticut. To assist the FCC in assessing the feasibility of using UNP as a national numbering resource optimization strategy, the Commission requested the

CTDPUC to provide responses to questions to the then Common Carrier Bureau concerning the trial.

For the trial, numbering resources were used at the *tens-block* level. The National PA administered the modified UNP trial that began in Connecticut's 203 and 860 NPAs on November 1, 2002. The industry developed UNP guidelines with the National PA's assistance, and we developed a web page for applications to be submitted. We set aside one thousands-block for each rate center for each of the two NPAs for the purpose of this trial.

Between November 1, 2002 and June 3, 2003, no carriers participated in the trial. Although the initial agreement was for Phase I of the trial to be conducted for only three months, CTDPUC, industry participants and the National PA agreed to continue the trial with the expectation that some carriers would participate. However, by June 3, 2003, no carriers were participating and the National PA received no requests for blocks of numbers. Additionally, no industry participant to Docket No. 01-05-18 expressed a need for any numbers.

The last technical meeting was held by conference call on June 3, 2003. As no tens-blocks had been assigned and no service providers expressed a need for numbering resources, the trial was concluded. While the issue of conducting a "Pseudo Trial" was raised as an attempt to determine what would occur if tens-blocks were actually assigned, the group decided that such a trial was unnecessary. The CTDPUC filed a report with the FCC in July 2003.

10.2.2 Working with the Numbering Oversight Working Group (NOWG)

Currently, the NOWG provides recommendations to the FCC on PA change orders. In order to facilitate communication between the PA and the NOWG during the review of Change Orders, the National PA designated Ms. Shannon Collins as a liaison between the two groups in order to address any questions that may arise in the change order review process.

In addition to reviewing the National PA change orders, the FCC approved the NOWG request to review the National PA performance on an annual basis. The modification to the PA contract permits the NOWG to:

- Draft annual PA performance assessment survey questions with input by State Commissions and the PA;
- Present final draft of the annual survey to the NANC/FCC;
- National PA to post the survey to the PA website and notify State Commissions and telecommunication industry participants;
- Meet with National PA to perform an Operational Review;
- Present a draft report to the FCC and the National PA; and
- Present the final report to NANC for forwarding to the FCC.

The NOWG reached agreement on survey questions, with input from the National PA in December 2003.

10.2.3 California 25% Contamination NANC Issue Management Group (IMG)

The National PA participated in the NANC Issue Management Group (IMG) on the California Public Utilities Commission (CPUC) petition for increased contamination levels.

The FCC released an Order on August 11, 2003 on the Petition of the California Public Utilities Commission (CPUC) for Waiver of the FCC's 10% Contamination Threshold Rule. In the order, the FCC directed the CPUC to file a report evaluating the effectiveness of the increased threshold, and requested that the NANC evaluate the extent to which increasing the contamination threshold from 10% to 25% makes additional numbering resources available in the California 310 and 909 area codes. The NANC Report should be submitted to the FCC Wireline Competition Bureau by April 30, 2004.

The National PA participates in the NANC IMG meetings and provides reports for their investigation. Currently the National PA is accepting donations up to and including 25% contamination in the California 310 and 909 NPAs. The National PA has identified at least two possible impacts to Pooling Administration in the future.

The first possible impact is that Service Providers (SPs) do not currently identify the level of contamination when they donate blocks to the pool, and the contamination level can change after donation if telephone numbers from that block are disconnected. As there is no current requirement for PAS to track the level of contamination, it does not have the ability to do so. If carriers need to know the level of contamination in a block, they can query the NPAC. However, if carriers want PAS to track the level of contamination, that would require a change to PAS, which would, in all probability, require a Change Order.

The second impact could be an incremental change in the number of blocks donated because more blocks would meet the contamination threshold level. However, we believe the impact of this change on the PA would be minimal.

The IMG expects to report to the NANC in March 2004.